

Rotor program

Fixed-angle rotors for RVC 2-18 CDplus

All the products included in this table are solvent-resistant (not acid-resistant). They are made of aluminium (black anodised).



Vessel			Rotor			
Nominal volume	Dimensions	Description Standard Features	Vessels per rotor	Rotors per unit	Part no.	Configuration Setting angle (reference: vertical)
(ml)	Ø x length (mm)		(pcs.)	(pcs.)		
0.2	6.3 x 20	Similar to Eppendorf	48	3	124501⁴⁾ Solid rotor 45°	
0.25 0.50	5.8 x 47	Reaction vessel	40	2 ¹⁾	Solid rotor 30° 110334	
0.50 0.75	7.9 x 28	Eppendorf	30	3	124505 Solid rotor 45°	
1.0	5 x 100	With round or flat bottom	18		112208²⁾ Adapter receiver 25°	
1.0	7.2 x 40	With round or conical bottom	36	3	110218 Solid rotor 40°	
1.5 2.2	10.8 x 38	Eppendorf	24	3	124502 Solid rotor 45°	
2.0	10.7 x 72	With round or flat bottom	12		112250³⁾ Adapter receiver 25°	

Rotor program

Vessel			Rotor			
Nominal volume (ml)	Dimensions Ø x length (mm)	Description Standard Features	Vessels per rotor (pcs.)	Rotors per unit (pcs.)	Part no. Configuration Setting angle (reference: vertical)	
2.0	11.2 x 36	With flat bottom	36	3	110188 Solid rotor 40°	
2.0	16.1 x 56	With flat bottom, micro reaction vessel	18	2 ¹⁾	112351 Solid rotor 22°	
2.5	11.7 x 32	Chromacol, with flat bottom	24	3	110517 Solid rotor 40°	
2.5	12 x 36	With round or flat bottom	24	3	110327 Solid rotor 40°	
4.0	14.8 x 83	With round or flat bottom	12		112249³⁾ Adapter receiver 25°	
4.0 7.0	12.5 x 70 – 100	DIN 58970	18	1	124512 Disc rotor 25°	
5.0	15 x 45	With flat bottom	18	2 ¹⁾	112328 Solid rotor 40°	
5.5	15.6 x 57	With flat bottom	18	2 ¹⁾	110514 Solid rotor 22°	



Vessel			Rotor			
Nominal volume	Dimensions	Description Standard Features	Vessels per rotor	Rotors per unit	Part no.	Configuration Setting angle (reference: vertical)
(ml)	∅ x length (mm)		(pcs.)	(pcs.)		
10.0	16 x 150	With round bottom	8	1	112319	Disc rotor 32°
10.0	20 x 62	With round or flat bottom, micro reaction vessel	12	1	110265	Disc rotor 25° 
10.0 15.0 alt. 15.0 18.0	16.5 x 80 – 100 alternatively 16.5 x 100 – 125	DIN 58970	12 alt. 6	1	124516	Disc rotor 25°
30.0	23.8 – 25 x 106 – 120	With round bottom	8	1	110242	Disc rotor 18° 
30.0	27.5 x 72	With flat bottom	6	1	112415⁴⁾	Disc rotor 22°
50.0	28 – 28.5 x 107	With round bottom	6	1	110226	Disc rotor 20° 
50.0	29.5 – 30 x 105 – 120	Falcon	6	1	112383	Disc rotor 20° 




Rotor program

Vessel			Rotor			
Nominal volume	Dimensions	Description Standard Features	Vessels per rotor	Rotors per unit	Part no.	
(ml)	Ø x length (mm)		(pcs.)	(pcs.)	Configuration Setting angle (reference: vertical)	
50.0	34 x 100	DIN 58970	6	1	110252 Disc rotor 20°	
	Outside: 50 x 20		--	--	110393 Distance ring	

Fixed-angle rotors for RVC 2-18 CDplus in HCl version

All of the products included in this table are acid-resistant and, to a limited extent, also solvent-resistant. They are made of polypropylene (PP), polyvinylidene fluoride (PVDF), and nickel (Ni).

Vessel			Rotor			
Nominal volume	Dimensions	Description Standard Features	Vessels per rotor	Rotors per unit	Part no.	
(ml)	Ø x length (mm)		(pcs.)	(pcs.)	Configuration Material Setting angle (reference: vertical)	
0.25 0.50	5.8 x 47	Reaction vessel	40	2 ⁵⁾	112360 Solid rotor PVDF 30°	
1.5 2.2	10.8 x 38	Eppendorf	24	2 ⁵⁾	112239 Solid rotor PVDF 45°	
2.0	11.6 x 32	With flat bottom	24	3	110212 Solid rotor PVDF 40°	

Vessel			Rotor			
Nominal volume	Dimensions	Description Standard Features	Vessels per rotor	Rotors per unit	Part no.	Configuration Material Setting angle (reference: vertical)
(ml)	Ø x length (mm)		(pcs.)	(pcs.)		
2.0	16.1 x 56	With flat bottom; micro reaction vessel	18	2 ⁵⁾	112425⁴⁾ Solid rotor PVDF 35°	
2.2	8 x 90	With round or flat bottom	24	1	112253 Solid rotor PVDF 25°	
2.5	12 x 36	With flat bottom	24	2	112323 Solid rotor PVDF 40°	
4.0 7.0	12.5 x 70 – 100	DIN 58970 with round or flat bottom	18	1	112261 Solid rotor PVDF 25°	
5.0	15 x 45	With flat bottom	18	2	110211 Solid rotor PP 40°	
5.0	15 x 45	With flat bottom	18	2	112298 Solid rotor PVDF 40°	
9.0	13 x 100 13 x 70 – 100	Pyrex [®] no. 9826 with round or flat bottom	18	1	112376⁴⁾ Disc rotor PVDF, Ni 25°	

Rotor program

Vessel			Rotor				
Nominal volume	Dimensions	Description Standard Features	Vessels per rotor	Rotors per unit	Part no.	Configuration Material Setting angle (reference: vertical)	
(ml)	Ø x length (mm)		(pcs.)	(pcs.)			
9.0	13 x 100 13 x 70 – 100	Pyrex® Nr. 9826 with round or flat bottom	18	1	112377	Solid rotor PVDF 25°	
10.0 to 15.0	15.8 – 16.8 x 78 – 100 alternatively 15.8 – 16.8 x 100 – 125	DIN 58970	12 alt. 6	1	112331	Disc rotor PVDF, Ni 25°	
30.0	27.5 x 72	With flat bottom	6	1	112416⁴⁾	Disc rotor PVDF 22°	
50.0	27.3 – 28.7 x 87 – 120	With round bottom	6	1	112332	Disc rotor PVDF, Ni 20°	
50.0	29.5 – 30 x 105 – 120	Falcon	6	1	112382	Disc rotor PVDF, Ni 20°	
	Outside: 50 x 20		--	--	112361	Distance ring PVDF	

¹⁾ In order to use two rotors, a distance ring, part no. 110393, must be installed between the rotors.

²⁾ Only in conjunction with fixed-angle disc rotor, part no. 124512

³⁾ Only in conjunction with fixed-angle disc rotor, part no. 124516

⁴⁾ Delivery time on request, subject to technical changes.

⁵⁾ In order to use two rotors, a distance ring, part no. 112361, must be installed between the rotors.